

Levy Flight based Animal Migration Optimization Algorithm

Pawan Bhambu

Department of Computer Science & Engineering
Arya College of Engineering & IT
Jaipur, India
p_bhambu@yahoo.co.in

Sandeep Kumar

Faculty of Engineering & Technology
Jagannath University
Jaipur, India
sandponia@gmail.com

Abstract—Animal Migration Optimization algorithm is stimulated by intelligent conduct of animal while migrating from one place to other place in search of food and secure habitat. This algorithm simulate the behavior of animal that how they shift from existing location to fresh location and how a number of animal depart from the group and other connect with the group. There are mainly two phases namely migration and population update. This paper presents a new strategy for population update in animal migration optimization algorithm using levy flight search strategy. The newly proposed strategy named as Levy Flight Animal Migration Optimization (LAMO) algorithm. The performance of LAMO tested over 21 bench mark functions and results compared with basic AMO algorithm so as to prove its reliability, robustness and efficiency.

Keywords—Nature Inspired Algorithm; Swarm Intelligence; Optimization Techniques; Levy Flight Search

I. INTRODUCTION

Nature Inspired Algorithms are very popular in field optimization as they are able to crack the complex optimization problems easily with the strategies motivated by some natural phenomenon. Last two decades witnessed large number of nature inspired algorithms. These algorithms include algorithms that are inspired by biological process, physical actions and other natural activities. These algorithms show some unconventional approaches that are able to solve complex real world problems in field of engineering, science and management etc. These algorithms simulate swarming behavior of individuals. Swarm Intelligence refer the Natural system that are influenced by colonies of social insects like, fishes, bee, bird flocks, ant etc. The definition introduced by Bonabeau *et al.* for the swarm intelligence is "any attempt to design algorithms or distributed problem-solving devices inspired by the collective behavior of social insect colonies and other animal societies" [1]. These social creatures demonstrate some great ability while searching for food, security and mating in complex situations.

Recently number of researchers has developed new algorithms that simulate the intelligent behavior of animals. The Cuttlefish Algorithm [2] developed by A.S. Eesa in 2013 simulates the color changing behavior of Cuttlefish. E. Cuevas *et al.* [3] anticipated a swarm intelligence algorithm based on supportive conduct of swarm of social-spiders. The population of social spiders classified into two groups according to gender: male and female. This population engaged in developing the communal web, mating, prey capturing and communal connecting. During these activities they depict swarming

behavior like self organization and cooperation. J.C. Bansal *et al.* [4] anticipated a new algorithm that mimics that intelligent performance of spider monkeys while penetrating for good food sources. It is stochastic in nature, as it introduced some random component in each step. The SMO strategy mimics the fission fusion structure of spider monkey. A. Askarzadeh [5] proposed a new metaheuristics namely bird mating optimizer (BMO) algorithm. The BMO emulates the intelligent conduct of bird species allegorically to breed broods with better-quality genes. S. Mirjalili *et al.* [6] noticed the intelligent leadership and hunting behavior of grey wolves and planned a novel population based algorithm namely Grey Wolf Optimizer. The lion optimization algorithm [7] mimics the lifestyle and hunting behavior of lions and elephant herding optimization [8] algorithm stimulated by the herding activities of elephant groups. Detailed study of recent developments in nature inspired algorithms discussed in [9][10].

Rest of the paper is arranged as follow: section II describe basic AMO algorithm. Section-III introduces new strategy in AMO algorithm namely levy flight search in AMO. Next section discusses and analyses the results of new strategy and compare with existing algorithms followed by conclusion.

II. ANIMAL MIGRATION OPTIMIZATION ALGORITHM

Animal Migration Optimization (AMO) algorithm is new swarm intelligence algorithm developed by X. Li *et al.* [11]. It is nature inspired algorithm that mimics that intelligent behavior of animals groups, like birds, mammals, fish, reptiles, amphibians, insects etc. while migrating from one place to other place in search of quality food sources, secure place for habitat and secure place for mating.

The AMO algorithm divided into two major phases: first is animal migration and second is population update [11].

A. Animal Migration Process

This phase states that how individual change their position from current position based on three rules.

- An animal budge in the same direction as its neighbors
- Always stay near to its neighbors
- Do not collide with neighbors.

The AMO define local proximity of an individual with the help of topological ring. For the sake of straightforwardness, the basic AMO suggest the length of the locality as five for every individual. Here a static topology considered and



contains a vector with set of indices. The animal with index i has animal with index $i+2$, $i+1$, i , $i-1$ and $i-2$ in its proximity. Similarly animal with index 1 has $NP-1^{th}$, NP^{th} , 1^{st} , 2^{nd} , 3^{rd} animal in its proximity. First we select a neighbor randomly and then update its position using (1).

$$X_{i,G+1} = X_{i,G} + \phi \times (X_{neighborhood,G} - X_{i,G}) \quad (1)$$

Where

- $X_{neighborhood,G}$ is the current position of the neighborhood
- ϕ is a uniform random number engendered with the help of Gaussian distribution.
- $X_{i,G}$ is the existing location of i^{th} individual, and
- $X_{i,G+1}$ is the new position of i^{th} individual.

B. Population update

The second phase of AMO is population update phase. This phase suggest that how animals update their position. This phase also imitates that how some animals go away from the group and some new animals connect with the group. This process simulated with the help of probability P_a . There may be different methods for probability calculation but it must be function of fitness. The fitness of a function indicates about its quality, fitness calculation must include function value. Here all fitness ranked according to their values with the help of (2). Animal with highest fitness has highest probability of selection for next iteration. The position updating process illustrated in Algorithm 1 [11].

Algorithm 1: Population Update

```

For  $i=1$  to NP
  For  $j=1$  to D
    If  $rand > P_a$ 
       $X_{i,G+1} = X_{r_1,G} + \phi \times (X_{best,G} - X_{i,G}) + \phi \times (X_{r_2,G} - X_{i,G})$ 
    End If
  End For
End For
    
```

Where ϕ is a uniformly generated arbitrary number. $r_1, r_2 \in [1, 2, \dots, NP]$ such that $r_1 \neq r_2 \neq i$. P_a decided by fitness of individual as follow:

$$P_a = \frac{FitnessRank_i}{NP} \quad (2)$$

Where $FitnessRank_i$ is rank of i^{th} solution in terms of fitness and NP is size of population. A greedy selection approach used to select next generation solution between $X_{i,G}$ and $X_{i,G+1}$. Solution with higher fitness promoted for next iteration.

III. LEVY FLIGHT BASED ANIMAL MIGRATION OPTIMIZATION ALGORITHM

The AMO algorithm drives by two major activities of animals: migration process and population update. Here a new population modification strategy introduced with the help of levy flight. In this section a new population update strategy is anticipated based on levy flight search. The levy flight search strategy used in several nature inspired algorithms like in artificial bee colony algorithm [12, 13] and in differential evolution algorithm [14, 15]. Here levy flight search strategy merged with AMO algorithm and new algorithm named as Levy Flight Animal Migration Optimization (LAMO) algorithm.

The Levy Flight is a random walk in which every step defined by some probability distribution. Here each step described in terms of step length. The levy distribution decides the length of these random steps as in (3)

$$L(s) \propto |s|^{-1-\beta} \quad (3)$$

Where s denotes the length of step and β is an index whose value lies in interval $(0, 2]$. In order to engender random step size we use Mantegna algorithm [16]. The step size may be positive or negative as it is symmetric levy distribution. The length of step decided by (4) in Mantega's algorithm.

$$s = \frac{u}{|v|^{\beta}} \quad (4)$$

Where, u and v are decided by normal distributions and decided by (5).

$$u \sim \mathcal{N}(0, 1) \quad v \sim \mathcal{N}(0, 1) \quad (5)$$

Where,

$$\sigma_u = \left\{ \frac{\Gamma(1+\beta) \sin(\pi\beta/2)}{\beta \Gamma[(1+\beta)/2] 2^{(\beta-1)/2}} \right\}^{1/\beta}, \sigma_v = 1. \quad (6)$$



The step size assumed to follow levy distribution for all $|s|$ that are greater than and equal to $|s_0|$, where s_0 denote the minimum length of step [15]. Here $\Gamma(\cdot)$ is the Gamma function and calculated using (7).

$$\Gamma(1+\beta) = \int_0^{\infty} t^{\beta} e^{-t} dt \quad (7)$$

The $\Gamma(1+\beta) = \beta!$ if β is an integer in extraordinary case.

The step size is decided by (8) in order to search the entire search space.

$$step_size(t) = 0.0001 \times s(t) \times SLC \quad (8)$$



The above equation generates step size for each iteration. In (8) t represents the counter for iteration during local search. The value of $s(t)$ is estimated using (4) by levy distribution. The global search algorithm also uses a social learning component (SLC). In general the step size generated by levy flight is very large and that results into solution out of boundary. In order to make it feasible a multiplier (0.0001) used in (8) that reduce step size.

The AMO algorithm's success depends on population update equation. Here the LAMO algorithm updates population using algorithm 2. The new population update strategy makes use of step size component from (8) in place of uniformly generated random number. This step size generated by levy flight strategy fluctuate the swarm and help in exploring the search space.

Algorithm 2: New Population Update Strategy

```

For i=1 to NP
  For j=1 to D
    If rand > Pa
      Xi,j,t+1 = Xi,j,t + φ × (Xbest,t - Xi,j,t) + step_size × (Xr2,t - Xi,j,t)
    End If
  End For
End For

```

The newly introduced parameter *step_size* controls the population update process and enhance rate of convergence. The introduction of new parameter in basic AMO increase rate of convergence and avoid stagnation in local optima.

IV. EXPERIMENTAL RESULTS

A. Considered Test Problems

The performance of LAMO algorithm tested over 21 benchmark problems (listed in table I) to prove the superiority with considered algorithms [17]. The considered problems are of different degree of complexity. Detail of problem like search range, function value and dimension are already known and given in table I.

All the algorithms are programmed in C programming language. Initial population size is taken as 50 and all problems are tested for 100 runs in order to nullify the effect of randomly introduced components. Final results are average of 100 run in order to decrease the effect of randomization. Experimental setup and parameter setting for AMO [2] taken as it is from its base papers.

B. Result Analysis

Table II displays experimental results for LAMO and it reports four major components for comparison, Rate of success (SR), Aggregate Number of Function Evaluations (AFE),

Standard Deviation (SD) and Mean Error (ME). The considered algorithms are first compared by success rate then by AFE followed by SD and ME.

Further a boxplot analysis has been carried out for all the measured algorithms [18] for the purpose of evaluation in terms of consolidated performance. The boxplot compare AFE for all the considered twenty one problems. The box plots for AMO and LAMO are shown in Figure 1. It is understandable from the figure 1 that LAMO is far better the basic AMO algorithm as inter-quartile range and median are moderately very low.

The new algorithm takes less number of function evaluations for almost all considered problems thus it is faster than basic AMO algorithm. The results of proposed algorithm are not by chance but due to change in population update strategy proved by a sequence of measurements. For each problem results are taken average of 100 run. The box plot also proves that LAMO is far better than AMO algorithm.

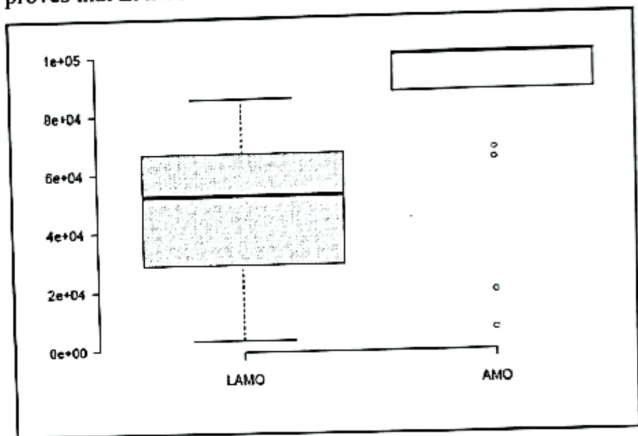


Figure 1. Boxplots graphs for average function evaluation

V. CONCLUSION

To improve the effectiveness of AMO algorithm a new variant of AMO named LAMO has been introduced. The LAMO incorporate levy flight search strategy in basic AMO. The newly introduced parameter helps AMO to explore search space. Table II shows the values of SD, ME, AFE and SR for LAMO which are far better than results reported by AMO. Thus this strategy gives better solution than AMO which avoids the less fitted solution in search space and gives the best among them. It improves the efficiency, accuracy and reliability by decreasing the mean error, standard deviation and average function evaluation values while increasing the success rate value.

TABLE I. TEST PROBLEMS

| Test Problem | Objective Function | SR | Optimum Value | D | AE |
|--------------|--------------------|----|---------------|---|----|
|--------------|--------------------|----|---------------|---|----|



Certified True Copy
 Recd by
 Jagan Nath University, Jaipur

| | | | | | |
|-------------------------------|--|---|--|----|---------|
| Sphere | $f_1(x) = \sum_{i=1}^n x_i^2$ | [-5.12, 5.12] | $f(0) = 0$ | 30 | 1.0E-05 |
| Michalewicz | $f_2(x) = -\sum_{i=1}^D \sin x_i (\sin(\frac{ix_i^2}{\pi}))^{20}$ | [0, π] | $f_{min} = -9.66015$ | 10 | 1.0E-05 |
| Cosine Mixture | $f_3(x) = \sum_{i=1}^D x_i^2 - 0.1 (\sum_{i=1}^D \cos(5\pi x_i)) + 0.1 \times D$ | [-1, 1] | $f(0) = -D \times 0.1$ | 30 | 1.0E-05 |
| Salomon Problem | $f_4(x) = 1 - \cos(2\pi p) + 0.1 \times p$, where, $p = \sqrt{\sum_{i=1}^D x_i^2}$ | [-100, 100] | $f(0) = 0$ | 30 | 1.0E-01 |
| Axis Parallel hyper-ellipsoid | $f_5(x) = \sum_{i=1}^D ix_i^2$ | [-5.12, 5.12] | $f(0) = 0$ | 30 | 1.0E-05 |
| Sum of different powers | $f_6(x) = \sum_{i=1}^D x_i ^{i+1}$ | [-1, 1] | $f(0) = 0$ | 30 | 1.0E-05 |
| Step Function | $f_7(x) = \sum_{i=1}^D (x_i + 0.5)^2$ | [-100, 100] | $f(-0.5 \leq x \leq 0.5) = 0$ | 30 | 1.0E-05 |
| Neumaier 3 Problem (NF3) | $f_8(x) = \sum_{i=1}^D (x_i - 1)^2 - \sum_{i=2}^D x_i x_{i-1}$ | [-100, 100] | $f(0) = -210$ | 10 | 1.0E-01 |
| Levy montalvo -1 | $f_9(x) = \frac{\pi}{D} (10 \sin^2(\pi y_1) + \sum_{i=1}^{D-1} (y_i - 1)^2 (1 + 10 \sin^2(\pi y_{i+1}) + (y_D - 1)^2))$, where $y_i = 1 + \frac{1}{4}(x_i + 1)$ | [-10, 10] | $f(-1) = 0$ | 30 | 1.0E-05 |
| Levy montalvo -2 | $f_{10}(x) = 0.1 (\sin^2(3\pi x_1) + \sum_{i=1}^{D-1} (x_i - 1)^2 (1 + \sin^2(3\pi x_{i+1})) + (x_D - 1)^2 (1 + \sin^2(2\pi x_D)))$ | [-5, 5] | $f(1) = 0$ | 30 | 1.0E-05 |
| Ellipsoidal | $f_{11}(x) = \sum_{i=1}^D (x_i - 1)^2$ | [-D, D] | $f(1, 2, \dots, D) = 0$ | 30 | 1.0E-05 |
| Beale function | $f_{12}(x) = (1.5 - x_1(1 - x_2))^2 + (2.25 - x_1(1 - x_2^2))^2 + (2.625 - x_1(1 - x_2^3))^2$ | [-4.5, 4.5] | $f(3, 0.5) = 0$ | 2 | 1.0E-05 |
| Colville function | $f_{13}(x) = 100(x_2 - x_1^2)^2 + (1 - x_1)^2 + 90(x_4 - x_3^2)^2 + (1 - x_3)^2 + 10.1[(x_2 - 1)^2 + (x_4 - 1)^2] + 19.8(x_2 - 1)(x_4 - 1)$ | [-10, 10] | $f(1) = 0$ | 4 | 1.0E-05 |
| Braninss Function | $f_{14}(x) = a(x_2 - bx_1^2 + cx_1 - d)^2 + e(1 - f) \cos x_1 + e$ | $x_1 \in [-5, 10]$, $x_2 \in [0, 15]$ | $f(-\pi, 12.275) = 0.3979$ | 2 | 1.0E-05 |
| Kowalik function | $f_{15}(x) = \sum_{i=1}^{11} (a_i - \frac{x_1(b_i^2 + b_i x_2)}{b_i^2 + b_i x_3 + x_4})^2$ | [-5, 5] | $f(0.1928, 0.1908, 0.1231, 0.1357) = 3.07E-04$ | 4 | 1.0E-05 |
| 2D Tripod function | $f_{16}(x) = p(x_2(1 + p(x_1)) + [(x_1 + 50p(x_2))(1 - 2p(x_1))] + [(x_2 + 50(1 - 2p(x_2))])$ | [-100, 100] | $f(0, -50) = 0$ | 2 | 1.0E-04 |
| Shifted Rosenbrock | $f_{17}(x) = \sum_{i=1}^{D-1} (100(z_i^2 - z_{i+1})^2 + (z_i - 1)^2) + f_{bias}$, $z = x - o + 1$, $x = [x_1, x_2, \dots, x_D]$, $o = [o_1, o_2, \dots, o_D]$ | [-100, 100] | $f(o) = f_{bias} = 390$ | 10 | 1.0E-01 |
| Shifted Ackley | $f_{18}(x) = -20 \exp(-0.2 \sqrt{\frac{1}{D} \sum_{i=1}^D z_i^2}) - \exp(\frac{1}{D} \sum_{i=1}^D \cos(2\pi z_i)) + 20 + e + f_{bias}$, $z = (x - o)$, $x = [x_1, x_2, \dots, x_D]$, $o = [o_1, o_2, \dots, o_D]$ | [-32, 32] | $f(o) = f_{bias} = -140$ | 10 | 1.0E-05 |
| Goldstein-Price | $f_{19}(x) = (1 + (x_1 + x_2 + 1)^2 \times (19 - 14x_1 + 3x_1^2 - 14x_2 + 6x_1x_2 + 3x_2^2)) \times (30 + (2x_1 - 3x_2)^2 \times (18 - 32x_1 + 12x_1^2 + 48x_2 - 36x_1x_2 + 27x_2^2))$ | [-2, 2] | $f(0, -1) = 3$ | 2 | 1.0E-14 |
| Six-hump camel back | $f_{20}(x) = (4 - 2.1x_1^2 + \frac{x_1^4}{3})x_1^2 + x_1x_2 + (4x_2^2 - 4)x_2^2$ | [-5, 5] | $f(-0.0898, 0.7126) = -1.0316$ | 2 | 1.0E-05 |
| Dekkers and Aarts | $f_{21}(x) = 10^5 x_1^2 + x_2^2 - (x_1^2 + x_2^2)^2 + 10^{-5}(x_1^2 + x_2^2)^4$ | [-20, 20] | $f(0, 15) = f(0, -15) = -24777$ | 2 | 5.0E-01 |

SR Search Range, D Dimension, AE Acceptable Error

TABLE II. COMPARISON OF RESULTS FOR AMO, LFO AND LAMO ALGORITHMS.

| Test Function | Algorithms | SD | ME | AFE | SR |
|---------------|------------|----------|----------|--------|-----|
| $f_1(x)$ | AMO | 1.28E+01 | 8.75E+01 | 100000 | 0 |
| | LAMO | 1.33E-06 | 8.35E-06 | 59495 | 100 |



Certified True Copy
Registrar
Jagan Nath University, Jaipur

| | | | | | |
|-------------|------|----------|----------|--------|-----|
| $f_2(x)$ | AMO | 3.30E-01 | 4.54E+00 | 100000 | 0 |
| | LAMO | 1.47E-02 | 1.49E-03 | 82090 | 98 |
| $f_3(x)$ | AMO | 5.84E-01 | 6.44E+00 | 100000 | 0 |
| | LAMO | 9.56E-07 | 8.93E-06 | 57295 | 100 |
| $f_4(x)$ | AMO | 1.40E+00 | 1.93E+01 | 100000 | 0 |
| | LAMO | 4.35E-02 | 9.24E-01 | 66663 | 100 |
| $f_5(x)$ | AMO | 1.48E+02 | 9.32E+02 | 100000 | 0 |
| | LAMO | 8.37E-07 | 9.05E-06 | 85613 | 100 |
| $f_6(x)$ | AMO | 2.89E-01 | 7.92E-01 | 100000 | 0 |
| | LAMO | 1.83E-06 | 7.60E-06 | 29401 | 100 |
| $f_7(x)$ | AMO | 4.74E+03 | 3.35E+04 | 100000 | 0 |
| | LAMO | 0.00E+00 | 0.00E+00 | 54394 | 100 |
| $f_8(x)$ | AMO | 7.65E+02 | 9.76E+02 | 100000 | 0 |
| | LAMO | 1.28E-02 | 8.16E-02 | 34511 | 100 |
| $f_9(x)$ | AMO | 1.66E+00 | 1.28E+01 | 100000 | 0 |
| | LAMO | 9.35E-07 | 8.92E-06 | 71226 | 100 |
| $f_{10}(x)$ | AMO | 1.41E+00 | 1.02E+01 | 100000 | 0 |
| | LAMO | 7.51E-07 | 9.01E-06 | 69056 | 100 |
| $f_{11}(x)$ | AMO | 7.93E+01 | 5.16E+02 | 100000 | 0 |
| | LAMO | 1.02E-06 | 8.87E-06 | 84436 | 100 |
| $f_{12}(x)$ | AMO | 2.65E-06 | 5.10E-06 | 6348 | 100 |
| | LAMO | 2.66E-06 | 4.34E-06 | 2991 | 100 |
| $f_{13}(x)$ | AMO | 2.50E-02 | 2.26E-02 | 94312 | 34 |
| | LAMO | 2.33E-03 | 6.77E-03 | 14764 | 100 |
| $f_{14}(x)$ | AMO | 1.20E-04 | 5.44E-05 | 64238 | 59 |
| | LAMO | 6.98E-06 | 6.01E-06 | 16436 | 87 |
| $f_{15}(x)$ | AMO | 3.40E-03 | 8.27E-04 | 67557 | 79 |
| | LAMO | 2.00E-03 | 4.08E-04 | 28676 | 83 |
| $f_{16}(x)$ | AMO | 1.94E-02 | 7.91E-03 | 87173 | 49 |
| | LAMO | 1.71E-01 | 3.01E-02 | 10318 | 97 |
| $f_{17}(x)$ | AMO | 6.91E+02 | 9.91E+02 | 100000 | 0 |
| | LAMO | 7.90E-03 | 9.12E-02 | 61493 | 100 |
| $f_{18}(x)$ | AMO | 2.29E-01 | 5.28E-01 | 100000 | 0 |
| | LAMO | 7.92E-07 | 8.96E-06 | 37614 | 100 |
| $f_{19}(x)$ | AMO | 4.46E-15 | 5.28E-15 | 18974 | 100 |
| | LAMO | 3.98E-15 | 4.19E-15 | 7286 | 100 |
| $f_{20}(x)$ | AMO | 1.46E-05 | 1.83E-05 | 64075 | 41 |
| | LAMO | 1.44E-05 | 1.68E-05 | 52400 | 49 |
| $f_{21}(x)$ | AMO | 1.12E-06 | 1.21E-07 | 94761 | 53 |
| | LAMO | 2.92E-14 | 4.75E-14 | 29152 | 100 |

REFERENCES

[1] E. Bonabeau, M. Dorigo, and G. Theraulaz, *Swarm intelligence: from natural to artificial systems* (No. 1). Oxford university press, 1999.

[2] A.S. Eesa, A.M. Abdulazeez and Z. Orman, "Cuttlefish algorithm—a novel bio-inspired optimization algorithm," *International Journal of Scientific and Engineering Research*, 4(9), pp.1978-1986, 2013.

[3] E. Cuevas, M. Cienfuegos, D. Zaldivar, and M. Pérez-Cisneros. "A swarm optimization algorithm inspired in the behavior of the social-spider." *Expert Systems with Applications* 40, no. 16, pp. 6374-6384, 2013.

[4] J.C. Bansal, H. Sharma, S. S. Jadon, and M. Clerc. "Spider monkey optimization algorithm for numerical optimization," *Memetic computing*, 6(1), pp 31-47, 2013.

[5] A. Askarzadeh, and A. Rezazadeh, "A new heuristic optimization algorithm for modeling of proton exchange membrane fuel cell: bird mating optimizer," *Int. J. Energy Res.*, 37, pp 1196-1204, 2013. doi:10.1002/er.2915

[6] S. Mirjalili, S. M. Mirjalili, and A. Lewis. "Grey wolf optimizer," *Advances in Engineering Software* 69, pp. 46-61, 2014.

[7] M. Yazdani, and F. Jolai. "Lion Optimization Algorithm (LOA): A nature-inspired metaheuristic algorithm." *Journal of Computational Design and Engineering* 3, no. 1, pp. 24-36, 2016.

[8] G.G. Wang, S. Deb, and LDS. Coelho. "Elephant herding optimization." In *Computational and Business Intelligence (ISCBI)*, 2015 3rd International Symposium on, pp. 1-5. IEEE, 2015.

[9] I. Fister Jr, X.S. Yang, I. Fister, J. Brest, and D. Fister. "A brief review of nature-inspired algorithms for optimization." *arXiv preprint arXiv:1307.4186* 2013.

[10] S. Kumar, V. K. Sharma, and R. Kumari. "Recent Developments in Nature Inspired Algorithms: A Survey." *International Journal of Information, Communication and Computing Technology*, vol. III, issue II, pp. 148-152, 2015.

[11] X. Li, J. Zhang, and M. Yin. "Animal migration optimization: an optimization algorithm inspired by animal migration behavior." *Neural Computing and Applications* 24(7-8) pp. 1867-1877. 2014

[12] H. Sharma, J. C. Bansal, K. V. Arya, and X. S. Yang. "Lévy flight artificial bee colony algorithm." *International Journal of Systems Science* 47, no. 11, pp. 2652-2670, 2016.

[13] H. Sharma, J. C. Bansal, and K. V. Arya. "Opposition based lévy flight artificial bee colony." *Memetic Computing* 5, no. 3, pp. 213-227, 2013.

[14] S. Kumar, V. K. Sharma, R. Kumari, V. P. Sharma, and H. Sharma. "Opposition based lévy flight search in differential evolution algorithm." In *Signal Propagation and Computer Technology (ICSPCT)*, 2014 International Conference on (pp. 361-367). IEEE, 2014

[15] H. Sharma, S. S. Jadon, J. C. Bansal, and K. V. Arya. "Lévy flight based local search in differential evolution." In *International Conference on Swarm, Evolutionary, and Memetic Computing* (pp. 248-259), 2013.

[16] XS Yang. *Nature-inspired metaheuristic algorithms*, 2nd Edition. Luniver Press, 2010.

[17] S. Kumar, "Nature inspired computation methods and their application in function optimization," 2014. Retrieved from <http://hdl.handle.net/10603/96935>.

[18] D.F. Williamson, R.A. Parker, and J.S. Kendrick. The box plot: a simple visual method to interpret data. *Annals of internal medicine*, 110(11):916, 1989.



Certified True Copy
 Registrar
 Jagan Nath University, Jaipur




INCONRIT 2016

2

Proceedings of
4th International Conference
(INCONRIT 2016) on

**CAPACITY BUILDING : CONTROLLABLE
& UNCONTROLLABLE FACTORS**

12th, 13th & 14th Feb. 2016



■ Prof. Dr. Nishikant Bohra ■ Dr. Mrs. Hemlata Gaikwad
■ Prof. Mr. Krishnaji Patil ■ Prof. Mr. Shrikant Karanjkar

K. E. Society's

RAJARAMBAPU INSTITUTE OF TECHNOLOGY
DEPARTMENT OF MANAGEMENT STUDIES (DMS)
Rajaramnagar, Islampur 415 414
Maharashtra (India)



32 Years of
Excellence
in
Technical
Education

EDUCATION
RECOGNITION
INNOVATION



Certified True Copy
Jagan Nath Patil, Jaipur

2

16

INDEX

| Sr. No. | Title | Page No. |
|---------|---|----------|
| 1 | Product Diversification in the Restaurant Industry as a Competitive Advantage José G. Vargas-Hernández & L.E. Juan Luis Martínez Padilla | 1 |
| 2 | Public Expenditure And Human Development Sarita Agrawal | 9 |
| 3 | A Disclosure Of Accounting Policies Of Our Different Industries In India Dr. P.B. Patil & Ms. Vidya S. Tejam | 19 |
| 4 | Reengineering At TOMS: A Philanthropic Business Model Dr. Nishkant Bohra ¹ & Sushil Sharma ² | 28 |
| 5 | Impact Of Foreign Direct Investments On Capacity Building For Manufacturing Sector In India Dr. Basavaraj S. Kudachimath | 31 |
| 6 | Green Technologies And Sustainable Development Dr. Jewel Mayur Phukon | 39 |
| 7 | Expectations Mapping ¹ And Experience Dr. Nishikant Bohra ¹ & Ms. Smita Kaushik ² | 45 |
| 8 | Sustainability Of Bought Leaf Tea Factories In The Tea Industry Of Assam Rashida Tahira Noorain | 52 |
| 9 | Socio-Legal Support For The Women Empowerment In India Paul D Madhale | 58 |
| 10 | Gender Stereotyping: Exploring Relationships Between Contact And Inaccurate Stereotypes Dr. Hemlata Vivek Gaikwad | 65 |
| 11 | The Power & Fallacy Of Retailing Harish C Chopra | 69 |
| 12 | Capacity Building Of Municipal Council Mrs. Vrushali Vishwasrao Patil | 82 |
| 13 | Capacity Building For Empowerment Of Gram Panchayats In Sangli District Mrs. Megha Vijay Patil | 85 |
| 14 | Assessing The Environmental Law And The Supreme Court Of India Ms Pallavi Devi | 89 |
| 15 | Change Management: An Effective Tool To Minimize The Negative Impact Of Change On The Organization Mrs. Saraswat Vasudha Subhash | 96 |
| 16 | Training And Performance Management System At Home Revise Ms. Tanuja Warke | 101 |
| 17 | Capacity Building In Relation To Food Safety Prof. Chandrani Shashikant Bagadi | 106 |



Certified True Copy
106
Registrar
Jagan Nath University, Jaipur



Expectations Mapping¹ and Experience

Dr. Nishikant Bohra¹ & Ms. Smita Kaushik²

¹Faculty, Dept. of Mgt. Studies,
Rajarambapu Institutet of Technology, Rajaramnagar

²Faculty,
Jagannath University, Jaipur

"Any customer can have a car painted any color that he wants so long as it is black."

- Henry Ford

Over a hundred years ago companies followed an undifferentiated approach. We have come a long way since the times of Henry ford. TVS- Scooty has been made available in India with over 100 shades, choices available today to customers are immense. Post World War II due to advent of technology, transportation, communication and availability of human and financial resources, mass production took place. These mass produced products were capable of providing products at reasonable prices. Mass production put emphasis on products rather than on markets or consumers. Mass marketing is considered dead today and all marketers' attempts to fulfill customer expectations beyond their desire levels to provide positive individualized experience.

"The mind knows not what the tongue wants."

-Howard Moskowitz, Psychophysicist

Paradox of Choices⁷

We all love choices, but there is a point till choice is the hallmark of individual freedom and self-determination but it has the capacity to become detrimental to our psychological and emotional well-being.

Companies are spoiling customers today with unpteen choices; in fact there are over 100 models of cars, 150 toothpastes, & over 250 bathing soaps available for a customer to choose from in an emerging market like India.


More options leads to a decision paralysis because it requires time to evaluate and negate all the options available. Regrets are more if you have more options. More alternatives mean more good points are rejected out of various choices having good points in each one of them. Hence irrespective of the best choice being made, these rejections make the each choice less satisfying. More is less. Evaluating too many choices in life actually makes it less satisfying and makes us a little less unhappy.

More is confusing, fewer is insulting

We are spoilt for choices; McDonalds before they started trimming their menu had 145 items. But a new research from Bourmemouth University shows that most menus list far more dishes than people want to choose from. Professor John Edward conducting this study said "We were trying to establish the ideal number of starters, mains and puddings on a menu." Finding of the study suggests an optimum number below those number consumers are likely to believe that they were cramped for choices, above that numbers it becomes futile exercise. More number of items on a menu is detrimental to inventory, operational efficiency, quality, brand image, training and time costs.

At fast food restaurants consumer just want reliable treats that are not heavy on their purse. Fast food joints usually have a short, simple menu that makes them serve customer quickly. It is faster and cheaper to deliver consistently good food if menu is short. Short menu requires a relatively small number of ingredients reduces waste and makes it possible to buy in bulk thereby reducing costs. People eat quickly, which means faster turnover.

⁷The Paradox of Choice 'Why more is less' by Barry Schwartz (2009) in Harper Collins Publisher



Certified True Copy

Registrar
Jagannath University, Jaipur

3

14

Chaitin G.J. - Introduction to the Theory of Computation X
 (2) An Elucidation on Steganography and Cryptography X
 A Unizabit Platonic Geometry X

https://www.researchgate.net/publication/307090690_An_Elucidation_on_Steganography_and_Cryptography

Home Questions Jobs

Search for researchers, publications, and more

Research Interest 336
 Citations 7
 Recommendations 0
 Reads 27
 See details

An Elucidation on Steganography and Cryptography

March 2016
 DOI: 10.1145/2905055.2905249
 Conference: the Second International Conference
 Sunita Chaudhary · Meenu Dave · Amit Sanghi · Jaideep Manocha

Overview Stats Comments Citations (7) References (24) Related research (10+)

Request Full Text

Abstract

Safety measures are the main issue while communication over digital networks, but no one can assure delivery of the right contents as burglars may on the way keeping an eye on the communication. To guard the secret data from stealing, various techniques have been implemented to encrypt and decrypt the data. Cryptography and Steganography are the two most famous techniques regarding the same. The first one scrambles the original data and the second one hides the original data under some other media. Both have strong impact when used together instead of using individually. In this paper we are going to discuss the both, while our main focus is on exploring the different techniques of Text Steganography and compare them in terms of robustness and hiding capacity.

Advertisement: **Make up for lost time**
 Explore our instruments remotely
 Virtual Demos: Free virtual demos and quotes. Request demo.


Recommend Recommend this work
 Follow Get updates
 Share Share in a message



Certified True Copy
 Registrar
 Jagan Nath University, Jaipur

FINANCIAL ENGINEERING AND RISK MANAGEMENT POLICIES AND PROGRAMMES

Dr. SHILPI KHANDELWAL



Cer Copy

Regd. by
Jagan Nath University, Jaipur

4

3
4

Financial Engineering and Risk Management: Policies and Programmes

ISBN 978-93-5111-859-6

© Reserved

All Rights Reserved. No Part of this book may be reproduced in any manner without written permission.

Published in 2016 in India by

RANDOM PUBLICATIONS

4376-A/4B, Gali Murari Lal, Ansari Road
New Delhi-110 002

Phone : +9111-43580356, 011-23289044, 011-43142548

e-mail: sales@randompublications.com,
info@randompublications.com, randomexports@gmail.com

Type Setting by : Friends Media, Delhi-110089

Printed at : Sanat Printers



Certified True Copy

Registrar
Jagan Nath University, Jaipur

FINANCIAL ENGINEERING AND RISK MANAGEMENT POLICIES AND PROGRAMMES

2
4

Financial engineering (in the sense of risk management) is concerned with protecting economic activity against the adverse effects of financial risk factors such as movements in exchange rates, interest rates, and commodity prices. It has emerged in the past decades as a model-based discipline that provides rules for decisions to be taken on the basis of incoming observations. As such, financial engineering can be considered a neighbouring field of control engineering. It will be one of the aims of this paper to highlight similarities both in purpose and in method between the two fields. Risk management refers to the practice of identifying potential risks in advance, analysing them and taking precautionary steps to mitigate/eliminate them. Thus, risk management is simply the practice of systematically identifying and understanding risks and the controls that are in place to manage them. This book explains and examines various aspects of risk management practices and strategies in areas concerning banking, foreign exchange, insurance and credit derivatives.

Contents: Introduction; Application of Financial Engineering; Income Statement; Risk Management; Currency Risk Management; Risk Management Accounting Issues; Financial Risk Management; Globalization and Risk Sharing in Financial Management; Credit and Debit Risk Management; Banking Trends and Deposit Insurance Risk.

About the Author



Dr. Shilpi Khandelwal is a renowned name in academics who has written a number of books in the field of Management. She is working as Associate Professor, Faculty of Management, Jagannath University, Jaipur. Several students completed their Project works under her guidance. She has contributed many research papers in the sphere of management which are published in Journals of National and International repute. Dr. Shilpi Khandelwal has presented many papers in National and International seminars and conferences. Her objectives include to work more and more in the field of academics and to motivate readers to read more and more.



RANDOM PUBLICATIONS

PUBLISHERS-DISTRIBUTORS

4376-A/4B, Gali Murari Lal, Ansari Road, Daryaganj
New Delhi-110002, Ph : +91-11-43142548/43580356 / 23289044
Email : randomexports@gmail.com,
sales@randompublications.com,
info@randompublications.com

₹.1750
ISBN 978-93-5111-859-6

9 789551 118596
Size: Royal
Pgs.: 300 (Appx.)



Certified True Copy

Jagan Nath University Jaipur

REJUVENATING, REVIVING AND RESTORING THE BURIED, IGNORED AND NEGLECTED 'URBAN WATER STREAMS'

Manisha Sharma¹, Ravi Sharma²

¹Student, M.Plan, Department of Architecture and Planning, MNIT, Jaipur, India

²Associate Professor, Faculty of Architecture and Planning, Jagannath University, Jaipur, India

ABSTRACT

Urban Water Streams provide a wide array of benefits to communities, such as nutrient and pollution removal, groundwater recharge, and flood mitigation. Largely unnamed and mostly absent from maps, these critical small streams suffer from a lack of visibility. Being unnamed, however, doesn't lessen their importance. In fact, due to their small size and dominance within the stream network, they offer the greatest opportunity for groundwater exchange between the water and land, serving as critical connections with the terrestrial environment. Scientific research has consistently demonstrated that healthy headwater systems provide crucial downstream community benefits including clean water, flood control, and water supply, yet we routinely destroy these streams as part of the land development process.

Unplanned land development, from suburban subdivisions to urban city centers, threatens small, headwater streams and their associated ecosystems. Suburban development often channelizes or buries small streams. Destruction of small headwater streams has already impacted many communities resulting in less reliable sources of clean water and potential for increased flooding. Cities and their residents are now reviving these once buried ecosystems and restoring them to vital community assets. The new approach of 'day lighting' streams promises to improve stream health and improve community livability as well.

Key words: Day lighting, Urbanization, Urban Water Streams, Urban Water Management

1 INTRODUCTION

The state of water resources in the country is perilous, but India's water crisis has been in the making for a long time.

The per capita availability of fresh water has declined sharply from 3,000 cubic metres to 1,123 cubic metres over the past 50 years. The global average is 6,000 cubic metres.



Certified True Copy
 Researcher
 Jagannath University, Jaipur

6



11th International Symposium on Architectural Interchanges in Asia [11th ISAIA]

Theme:
–Resilience and Diversity–:
Rethinking Asian Architecture for the
Next Generation

September 20–23, 2016
Tohoku University, Sendai, Miyagi, Japan

Architectural Institute of Japan [Host], Architectural Institute of Korea,
Architectural Society of China, Tohoku University School of Engineering



Registrar
Jagan Nath University, Jaipur





D-9-6 Research On Morphology And Adaptability Of New-type Rural Community In Transition Period—A Case Study

Of Handan Area In Hebei,China

Jiayi Zhao, Shifen Li and Wei Sun

Dalian University of Technology, China

D-9-7 Re-Neili: Art, Green and New Communities Revive the Old Community

Wan-Wen Huang and Kuan-Hua Chen

Yuan Ze University, Taiwan

■ **D-10 Livable Community 3** _____ **Sept. 22 (Thu) 8:30-10:15**

D-10-1 open spaces, Two dimensional breathing outlets of a residential neighborhood.

Manjari Rai

Jagannath University, India

D-10-3 Preliminary study on the evaluation of vitality in existing settlements

Li Dong, Yue Fan and Eryuan Zhang

Dalian University of Technology, China

D-10-4 Characteristics influencing leisurely physical activity in community outdoor space: Results from a Harbin representative survey

Cuina Zhang and Lingling Li

Harbin Institute of Technology, China

D-10-5 Practice and Perspective of Existing Housing Environment Regeneration Design in the North of China

Ying Gao, Yue Fan, Ning Zhang and Qiong Zhang

Dalian University of Technology, China

D-10-6 Exploration on regeneration mode of sub-healthy space in middle-aged community at post-urban age: Example of Huizhongli community regeneration design in Beijing

Minghui Xue¹, Fei Lian¹ and Jia Li²

¹*Harbin Institute of Technology,* ²*Northeast Agricultural University, China*

D-10-7 The Role of the Community Learning and Development Center in the Diverse Community

Sayaka Fujii

University of Tsukuba, Japan

■ **D-11 Participation and Education** _____ **Sept. 22 (Thu) 10:30-12:15**

D-11-1 Evaluation of Pedestrian's Profile, Activity, and Environment in the City of Bandar Lampung, Indonesia

Fritz Akhmad Nuzir¹, Haris Murwadi^{1,2} and Bart Dewancker²

¹*Bandar Lampung University, Indonesia,* ²*The University of Kitakyushu, Japan*

D-11-2 Developing the Aesthetic Ecology Concept in Participatory Planning of Rural Areas in Bumiaji-Batu City, Indonesia

Dina Poerwoningsih, Imam Santoso and Erna Winansih

University of Merdeka, Indonesia

D-11-3 Education about Disaster Reduction by Sharing Flood Experiences

Mari Tanaka

Gunma University, Japan

D-11-4 Community's Housing Types and Residents Risk Perceptions Case study of Northern Thailand Earthquakes in 2014

Titaya Sararit

Chiangmai University, Thailand

D-11-5 A study on the Cooperation between Local Community and Combined Elementary and Junior High School From the View Point Of Utilization of Local Resources - In a case of Kyoto Ohara Gakuin-

Risa Mori and Chie Murosaki

Nara Women's University, Japan

D-11-6 Bottom-up Participatory Design Process for Practical City Development Action : The Case of Khon Kaen Province Affordable Local Smart City Project

Nayatat Tonmitr¹, Rawee Hanpachern² and Nobuyuki Ogura¹

¹*University of the Ryukyus, Japan,* ²*Khon Kaen University (KKU), Thailand*

D-11-7 Discovery Learning Model with a Scientific Approach in Understanding The Concept of Energy Efficiency for Students of Vocational High School in Indonesia

Usep Surahman, Mokhammad Syaom Barliana and Johar Maknun

Universitas Pendidikan Indonesia, Indonesia



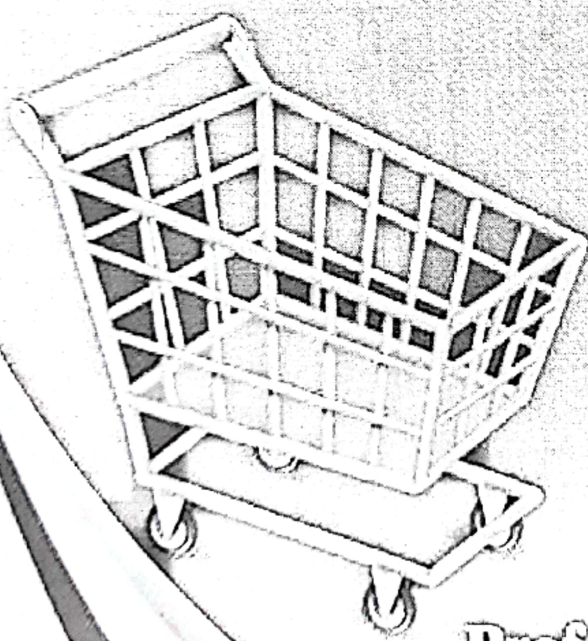
Certified True Copy
Registrar
Jagan Nath University, Jaipur

7

Bharat's

Law of CONSUMER PROTECTION

with Leading Cases & Question Bank



3rd Edition

Prof. (Dr) V.K. Agarwal

Bharat's



Certified
Regd. Office
Jagan Nath University, Jaipur



All



ADVANCED SEARCH

Conferences > 2016 2nd International Confer...

Weight driven position update artificial bee colony algorithm

Publisher: IEEE

Cite This

PDF

Priyanka Tiwari ; Sandeep Kumar All Authors

6 Paper Citations 47 Full Text Views



Alerts

Manage Content Alerts

Add to Citation Alerts

More Like This

Comprehensive learning particle swarm optimizer for global optimization of multimodal functions
IEEE Transactions on Evolutionary Computation
Published: 2006


Biogeography-Based Optimization
IEEE Transactions on Evolutionary Computation
Published: 2008

Show More

Abstract

Document Sections

- I. Introduction
- II. Artificial Bee Colony Algorithm
- III. Weight Driven Position Update in Artificial Bee Colony (WdABC)
- IV. Experimental Results and Discussion
- V. Conclusion



Abstract:Artificial Bee Colony Algorithm (ABC) is very popular algorithm inspired by intelligent food foraging behavior of honey bee in class of nature inspired algorithms. This p... [View more](#)

Metadata

Abstract: Artificial Bee Colony Algorithm (ABC) is very popular algorithm inspired by intelligent food foraging behavior of honey bee in class of nature inspired algorithms. This paper put forward a new algorithm named as Weight driven Position Update Artificial Bee Colony (WdABC) algorithm which update position of employed bee according to variation in weight factor so as to improve the balance between exploration and exploitation. The WdABC algorithm improves the performance of ABC algorithm. The Performance of WdABC algorithm tested on standard problems and some real world problems. Results of WdABC compared with basic ABC and its recent variants to prove its superiority in terms of accuracy, reliability and robustness.

Authors

Figures

References

Citations

Keywords

Published In: 2016 2nd International Conference on Advances in Computing, Communication, & Automation (ICACCA) (Fall)

Date of Conference: 30 Sept.-1 Oct. 2016 **INSPEC Accession Number:** 16484594

Date Added to IEEE Xplore: 21 November 2016 **DOI:** 10.1109/ICACCAF.2016.7748953
2016

Publisher: IEEE



Certified True Copy
Registrar
Jagan Nath University, Jaipur

☰ Contents

I. Introduction

In day to day life we faces some complex problems that requires to find the best solution among large number of feasible solutions and at the lowest possible cost, thus for this purpose It is essential to introduce some robust optimization techniques. The most of the classical optimization techniques can solve simple optimization problems but fails to handle non-convex, multi-modal, non-differential and discrete nature problems. The problems with large search space can be easily solved by stochastic population based algorithms like Artificial Bee Colony (A:BC) algorithm.

| | |
|------------|---|
| Authors | ▼ |
| Figures | ▼ |
| References | ▼ |
| Citations | ▼ |
| Keywords | ▼ |
| Metrics | ▼ |

IEEE Personal Account

Purchase Details

Profile Information

Need Help?

Follow

CHANGE USERNAME/PASSWORD

PAYMENT OPTIONS

COMMUNICATIONS PREFERENCES

US & CANADA: +1 800 678 4333



VIEW PURCHASED DOCUMENTS

PROFESSION AND EDUCATION

WORLDWIDE: +1 732 981 0060

TECHNICAL INTERESTS

CONTACT & SUPPORT

About IEEE Xplore | Contact Us | Help | Accessibility | Terms of Use | Nondiscrimination Policy | IEEE Ethics Reporting | Sitemap | Privacy & Opting Out of Cookies
A not-for-profit organization. IEEE is the world's largest technical professional organization dedicated to advancing technology for the benefit of humanity.

© Copyright 2021 IEEE - All rights reserved. Use of this web site signifies your agreement to the terms and conditions.

IEEE Account

Purchase Details

Profile Information

Need Help?

» Change Username/Password

» Payment Options

» Communications Preferences

» US & Canada: +1 800 678 4333

» Update Address

» Order History

» Profession and Education

» Worldwide: +1 732 981 0060

» View Purchased Documents



» Technical Interests

» Contact & Support

About IEEE Xplore | Contact Us | Help | Accessibility | Terms of Use | Nondiscrimination Policy | Sitemap | Privacy & Opting Out of Cookies

A not-for-profit organization. IEEE is the world's largest technical professional organization dedicated to advancing technology for the benefit of humanity.

© Copyright 2021 IEEE - All rights reserved. Use of this web site signifies your agreement to the terms and conditions.





All



ADVANCED SEARCH

Conferences > 2016 International Conference...

Lbest Gbest Artificial Bee Colony algorithm

Publisher: IEEE

Cite This

PDF

Harish Sharma ; Sonal Sharma ; Sandeep Kumar All Authors

11 Paper Citations 83 Full Text Views



Alerts

Manage Content Alerts

Add to Citation Alerts

More Like This

Introducing a socio-inspired swarm intelligence algorithm for numerical function optimization 2014 4th International Conference on Computer and Knowledge Engineering (ICCKE) Published: 2014

Swarm Intelligence Application to UAV Aided IoT Data Acquisition Deployment Optimization IEEE Access Published: 2020

Show More

Abstract



Download PDF

Document Sections

- I. Introduction
- II. Artificial BEE Colony Algorithm
- III. Lbest Gbest Artificial BEE Colony Algorithm
- IV. Results and Discussions
- V. Conclusion

Abstract:Artificial Bee Colony (ABC) algorithm is the most popular add-on to class of swarm intelligence based meta-heuristic which is evolved to resolve the complex real world op... [View more](#)

Metadata

Abstract:

Artificial Bee Colony (ABC) algorithm is the most popular add-on to class of swarm intelligence based meta-heuristic which is evolved to resolve the complex real world optimization problems. Most of the swarm intelligence based algorithms face the problem of stagnation, and premature convergence and ABC is not an exception. To reduce the chance of these problems as well as to control equilibrium between intensification and diversification capabilities of ABC, a unique variant of ABC is intended. In this intended variant, the employed bee stage, as well as onlooker bee stage of ABC algorithm is modified by taking inspiration from a local best candidate as well as the global best candidate. The intended ABC variant is named as Lbest Gbest ABC (LGABC) algorithm. The accuracy and efficiency of LGABC have examined over 12 benchmark functions and evaluated with the basic ABC, best so far ABC, Gbest ABC and Modified ABC and found that it may be an efficient contender in the field of swarm intelligence based algorithms.

Authors

Figures

References

Citations

Keywords

Metrics

Published In: 2016 International Conference on Advances in Computing, Communications and Informatics (ICACCI)



Certified True Copy

Registered
Jagan Nath University, Jaipur

More Like This

Date of Conference: 21-24 Sept. 2010

INSPEC Accession Number: 16429810

Date Added to IEEE Xplore: 03 November 2016
DOI: 10.1109/ICACCI.2010.7732158

Publisher: IEEE

ISBN Information:

Conference Location: Jaipur, India

Contents

I. Introduction

Nature inspired techniques are inspired intelligent and collective behavior of an animal, insects, birds and much more living beings. Nowadays nature inspired techniques are used to solve very complex real word optimization problems. Collaborative trial and error techniques are used to search optimum candidate by in these population-based optimization algorithms started by a cluster of candidates. Swarm intelligence based algorithms imitate the capability of social creatures to solve difficult tasks by utilizing social learning. Some social creature shows collective and self-organizing behavior while searching for food, security and safe place for mating. Development of a powerful and efficient swarm-based algorithm is possible by realizing vic of reinforcing existing knowledge from one another in social territories without any coordinating entity. This cooperative behavior inspired researchers to develop algorithms that can resolve nonlinear, nonconvex or discrete optimization problems that are not solvable by classical methods. Current research [4], [10], [12], [15] demonstrate that swarm intelligence techniques inspired by nature are really useful while solving complex real-world optimization problems. Behavior of species is imitated in these algorithms and few of them are ant colony optimization (ACO) [4], particle swarm optimization (PSO) [10], bacterial foraging optimization (BFO) [11].

| | |
|------------|---|
| Authors | ▼ |
| Figures | ▼ |
| References | ▼ |
| Citations | ▼ |
| Keywords | ▼ |
| Metrics | ▼ |

IEEE Personal Account

Purchase Details

Profile Information

Need Help?

Follow

CHANGE USERNAME/PASSWORD

PAYMENT OPTIONS

COMMUNICATIONS PREFERENCES

US & CANADA: +1 800 678 4333

f in


VIEW PURCHASED DOCUMENTS

PROFESSION AND EDUCATION

WORLDWIDE: +1 732 981 0060

TECHNICAL INTERESTS

CONTACT & SUPPORT



RESEARCH-ARTICLE

Text Steganography Based on Feature Coding Method



Authors: [Sunita Chaudhary](#), [Meenu Dave](#), [Amit Sanghi](#) [Authors Info & Affiliations](#)

AICTC '16: Proceedings of the International Conference on Advances in Information Communication Technology & Computing • August 2016 • Article No.: 7 • Pages 1–4 • <https://doi.org/10.1145/2979779.2979786>

Published: 12 August 2016

3 170

Get Access



ABSTRACT





Steganography is a sheltered communication in which information such as text, image, audio and video is kept under shelter of another message. The message providing the shelter can also be

any sort of hidden writing exists. In this paper, we present and evaluate an approach for text steganography which is hiding text underneath text. The approach is based on feature encoding

shape encoding method.

Feedback



1. M. Shirali-Shahreza, "Text steganography by changing words spelling," In 10th International Conference on Advanced Communication Technology, Korea, 2008. 
2. M. Shirali-Shahreza, and M. Shirali-Shahreza, "Text Steganography in SMS," In International Conference on Convergence Information Technology, 2007.  | 
3. F. Khan, "Enhanced Text Steganography in SMS," In 2nd International Conference on Computer, Control and Communication, 2009. 

Show All References

Comments

DL Comment Policy

Comments should be relevant to the contents of this article, (sign in required).




0 Comments  Disqus' Privacy Policy

 Tweet  Share

Sort by Newest ▾

Nothing in this discussion yet.

 Do Not Sell My Data



About

Certified True Copy
Registrar
Jagan Nath University, Jaipur

Feedback



All



ADVANCED SEARCH

Conferences > 2016 International Conference...

Software quality prediction using random particle swarm optimization (PSO)

Publisher: IEEE

Cite This

PDF

Asif Ali ; Kavita Choudhary ; Ashwini Sharma **All Authors**

1 Paper Citation 135 Full Text Views



Alerts

Manage Content Alerts

Add to Citation Alerts

More Like This

Mathematical Implications of software quality prediction using different software metrics and particle swarm optimization (PSO) 2016 International Conference on Circuit, Power and Computing Technologies (ICCPCT) Published: 2016

Predicting Fault Proneness of Classes Through a Multiobjective Particle Swarm Optimization Algorithm 2008 20th IEEE International Conference on Tools with Artificial Intelligence Published: 2008

Show More

Abstract



Download PDF

Document Sections

- I. Introduction
- II. Literature Survey
- III. Proposed Work
- IV. Result Evaluation
- V. Conclusion

Abstract:In this paper we have considered java based modules as a dataset for software quality prediction. The properties used are class, object, inheritance and dynamic behavior.... [View more](#)

Metadata

Abstract:

In this paper we have considered java based modules as a dataset for software quality prediction. The properties used are class, object, inheritance and dynamic behavior. The data modularity considered for this work is 1-10 and 11-20. First the data is arranged in the group and then it is tested based on chi-square test. Then we have calculated F-measure (FM), Power (PO) and Odd Ratio (OR) and find the parametric quality of software metrics. Then we have applied random particle swarm optimization for testing the optimized value and the obtained results found are improved.

Published In: 2016 International Conference on Circuit, Power and Computing Technologies (ICCPCT)

Date of Conference: 18-19 March 2016



INSPEC Accession Number: 16195319

Date Added to IEEE Xplore: 04 August 2016

DOI: 10.1109/ICCPCT.2016.7530244

Publisher: IEEE

- Authors
- Figures
- References
- Citations
- Keywords
- Metrics
- More Like This




☰ Contents

I. Introduction

To finding the item distinction is the best test in today's circumstance. There are a couple examination presentations in this course. Despite the measure of effort spent in the design and use of blemish desire models, programming insufficiency conjecture research area still positions mind blowing troubles [1]. Tragically, none of the methodologies which are made in couple of years former satisfies the significance in the item business as a result of a couple reasons including the nonappearance of programming gadgets to robotize this desire set up, the unwillingness to accumulate the inadequacy data, and the other sensible issues [11]. The standard way which is used from the most punctual utilizing in order to star point is to gage programming quality programming estimations and weakness data accumulated from past structure releases or near endeavors to add to a quality-desire or quality-request model [12]. By then originators use this model to anticipate the issue slant of programming fragments being produced. Past investigation [13] has exhibited that item quality models in perspective of programming estimations can yield desires with supportive precision [14]. Such models can be utilized to foresee the reaction to a new release either be the class of a segment or a quality segment for a part. The past is typically recommended as social event models [2] while the last is generally suggested as yearning models [3]. The point of convergence of this paper is on the past, i.e., demand models. Frequently, anticipating the measure of blemishes is extreme. It is the whole all the all the additionally perplexing consequent to, as De Vaux and Hand [4] Stated, 60-95% of the exertion of information examination is making use for the cleaning. The extent of examination such as data structures and information mining the effect of poor information has been seen as an issue which should be tended to by database originators and information clients alike. Redman [5] for occasion imparted that poor information quality is an issue which results for all bits of the economy: affiliations, governments, and the astute world and their clients", and Wand and Wang [6] cautioned of the colossal effect of poor information quality on the adequacy of an association. Data Clustering and Classification are inspected in [7]-[10]. By then we apply the testing on article organized property considering chi square test.

| | |
|------------|---|
| Authors | ▼ |
| Figures | ▼ |
| References | ▼ |
| Citations | ▼ |
| Keywords | ▼ |
| Metrics | ▼ |



Certified True Copy
 Registrar
 Jagan Nath University, Jaipur

Mathematical Implications of Software Quality Prediction using different Software Metrics and Particle Swarm Optimization (PSO)

Asif Ali
PhD Scholar
Computer science & Engineering
Jagannath University (Raj.), India
asifali29@gmail.com

Kavita Choudhary
Associate Professor
Computer science & Engineering
Jagannath University (Raj.), India
kavita@jagannathuniversity.org

Ashwini Sharma
Assistant Professor
Computer science & Engineering
GEC Jhalawar (Raj.), India
ashwini.sharma.in@gmail.com

Abstract—This paper provides mathematical implications of software quality prediction using different software metrics and the optimized values are obtained by particle swarm optimization (PSO). Then the main focus of this research work is to find the final optimum score based on the previous software metrics used. Then we apply PSO for checking the optimized value based on the results obtained by the F-measure(FM), Odd ratio(OR) and Power(PO). We have applied random particle so that fixed biasness is removed through this algorithm. The algorithm used in our approach is shown below. The results are convincing and uniform in different iteration.

Keywords – Software quality, FM, PO, OR, PSO

I. INTRODUCTION

To discovering the product particularity is the greatest challenge in today's situation. There are a few examination introductions in this course. Notwithstanding the measure of exertion spent in the configuration and utilization of flaw expectation models, programming deficiency forecast research region still stances incredible difficulties. Lamentably, none of the strategies which are made in couple of years prior fulfills the relevance in the product business because of a few reasons including the absence of programming devices to robotize this expectation prepare, the unwillingness to gather the deficiency information, and the other down to earth issues [11-14]. The customary way which is utilized from the earliest using so as to star point is to gauge programming quality programming measurements and shortcoming information gathered from past framework discharges or comparative undertakings to develop a quality-expectation or quality-order model. At that point designers utilize this model to foresee the issue inclination of programming segments being developed. Past exploration [1] has demonstrated that product quality models in view of programming measurements can yield expectations with helpful exactness. Such models can be used to anticipate the response variable that can either be the class of a portion or a quality component for a fragment. The past is normally suggested as gathering models [2] while the latter is for the most part implied as desire models [3]. The focal point of this paper is on the past, i.e., request models. Often, predicting the

amount of imperfections is excessive. It is the entire all the all the more confounding subsequent to, as De Vaux and Hand [4] Stated, 60-95% of the effort of data examination is making use for the cleaning. The scope of examination like information structures and data mining the impact of poor data has been seen as an issue which ought to be tended to by database originators and data customers alike. Redman [5] for instance communicated that poor data quality is an issue which consequences for all pieces of the economy: associations, governments, and the insightful world and their customers", and Wand and Wang [6] forewarned of the great impact of poor data quality on the amplexness of an affiliation. Information Clustering and Classification are examined in [7][8][9][10]. At that point we apply the testing on article arranged property taking into account chi square test.

II. LITERATURE SURVEY

In [15] authors have depicted an exploratory examination strategy that addresses two difficulties and that is constructed with bunching and the assistance of a product building master. It is an unsupervised technique since named preparing information is not needed to foresee the deficiency inclination of programming modules. In [16] authors examined about several programming grouping calculations Most of these calculations have been connected to specific programming frameworks with significant achievement. On the other hand, the topic of how to choose a product bunching calculation that is most appropriate for a particular programming framework stays unanswered. In 17] authors presented UpMoJo, a novel correlation technique for programming deteriorations that can be connected to both settled and level disintegrations. The advantages of using this system are exhibited in both explanatory and exploratory design. We likewise contrast UpMoJo with the END structure, the main other existing system for settled decay examination. In [18] authors have utilized subtractive grouping based fluffy surmising framework approach which is

Intelligent Classification of Lung & Oral Cancer through Diverse Data Mining Algorithms

Year: 2016, Volume: 1, Pages: 133-138

DOI Bookmark: 10.1109/ICMETE.2016.24 (<https://doi.ieeecomputersociety.org/10.1109/ICMETE.2016.24>)

Authors

Tanupriya Choudhury (<https://www.computer.org/csdl/search/default?type=author&givenName=Tanupriya&surname=Choudhury>)Vivek Kumar (<https://www.computer.org/csdl/search/default?type=author&givenName=Vivek&surname=Kumar>)Darshika Nigam (<https://www.computer.org/csdl/search/default?type=author&givenName=Darshika&surname=Nigam>)Bhaskar Mandal (<https://www.computer.org/csdl/search/default?type=author&givenName=Bhaskar&surname=Mandal>)

Download PDF

Share Article

Generate Citation

Abstract

Nowadays, the environment of healthcare is quiet rich in information, but knowledge wise the data is very poor. There is an availability of ample amount of data within the systems of healthcare. Nevertheless, there is a absence of genuine tools of investigation in order to determine hidden associations in data. The main motive of this investigation is towards the specially designed GUI based Interface in order to input the patient's record. Thus anticipate whether or not the patient is suffering from the lung and oral cancer by the use of the rule based classifier. The forecast is done from the process of mining the recent informative data of the patient and data repository or the reference value for every attributes. The reference values are taken from specialist doctors, and internet repository. In this research a comparison of Multilayer perceptron and simple logistic algorithm have been carried out so as to analyse and detect the lung and oral cancer in an intelligent way.

Like what you're reading?

Already a member? Sign In

Member Price

\$10

Non-Member Price

\$19


Add to Cart

Sign In

Get this article **FREE** with a new membership (<https://www.computer.org/membership/join/>)!

Related Articles

- Poster: A lung cancer mortality risk calculator based on SEER data (/csdl/proceedings-article/iccabs/2011/233/12OmNAq3hKO) 2011 IEEE 1st International Conference on Computational Advances in Bio and Medical Sciences (ICCABS)
- The Research and Application of Technology in the Diagnosis of Lung Cancer Warning Association Rule Mining (/csdl/proceedings-article/itme/2016/3906a343/12OmNBDQbjZ)



Certified True Copy

Jagan Nath University, Jaipur

(13)

- 2016 8th International Conference on Information Technology in Medicine and Education (ITME)
- A Review on Image Processing Methods in Detecting Lung Cancer Using CT Images (/csdl/proceedings-article/ictacc/2017/4797a018/12OmNwCsdBX)
2017 International Conference on Technical Advancements in Computers and Communications (ICTACC)
- Network-based identification of smoking-associated gene signature for lung cancer (/csdl/proceedings-article/bibm/2010/05706613/12OmNx3HlaZ)
2010 IEEE International Conference on Bioinformatics and Biomedicine (BIBM)
- Lung Cancer Diagnosis via Interfacing Bio-nano-molecular System: hTERT, Chitosan, and Carbon Nanotubes (/csdl/proceedings-article/cbms/2014/4435a559/12OmNxFJXMr)
2014 IEEE 27th International Symposium on Computer-Based Medical Systems (CBMS)
- Prognosis System for Lung Cancer Based on Rough Set Theory (/csdl/proceedings-article/icic/2010/05514004/12OmNxG1yXJ)
2010 Third International Conference on Information and Computing
- Detection of Lung Cancer Using Content Based Medical Image Retrieval (/csdl/proceedings-article/acct/2015/8488a048/12OmNxGSmmE)
2015 Fifth International Conference on Advanced Computing & Communication Technologies (ACCT)
- Segmentation and Analysis of CT Chest Images for Early Lung Cancer Detection (/csdl/proceedings-article/gscit/2016/2659a120/12OmNzWOBdB)
2016 Global Summit on Computer & Information Technology (GSCIT)
- Deep Learning for Categorization of Lung Cancer CT Images (/csdl/proceedings-article/chase/2017/4722a272/12OmNzWOBfv)
2017 IEEE/ACM International Conference on Connected Health: Applications, Systems and Engineering Technologies (CHASE)
- A Graphical Model of Smoking-Induced Global Instability in Lung Cancer (/csdl/journal/tb/2018/01/07542557/13rUxASuzb)
IEEE/ACM Transactions on Computational Biology and Bioinformatics



(<https://www.facebook.com/ieeecompusersociety?v=wall>)



(<https://www.twitter.com/computersociety>)



([https://www.linkedin.com/company/8433838?](https://www.linkedin.com/company/8433838?trk=vsrp_companies_res_name&trkInfo=VSRPsearchId%3A33726151422570149105%2CVSRPtargetId%3A8433838%2CVSRPcmpt%3APrimary)

[trk=vsrp_companies_res_name&trkInfo=VSRPsearchId%3A33726151422570149105%2CVSRPtargetId%3A8433838%2CVSRPcmpt%3APrimary](https://www.linkedin.com/company/8433838?trk=vsrp_companies_res_name&trkInfo=VSRPsearchId%3A33726151422570149105%2CVSRPtargetId%3A8433838%2CVSRPcmpt%3APrimary))



(https://www.instagram.com/ieee_computer_society/)



(<http://www.youtube.com/user/ieeeComputerSociety>)

About Us (<https://www.computer.org/about>) Advertising (<https://www.computer.org/advertising-and-sponsorship-opportunities>) Resource Center (<https://www.computer.org/resources>) Jobs Board (<https://jobs.computer.org/>) Corporate Programs (<https://www.computer.org/corporate-programs>) Help (<https://supportcenter.ieee.org/>) Contact (<https://www.computer.org/about/contact>) Press Room (<https://www.computer.org/press-room>) Browse By Date (/csdl/browse-by-date)

Privacy (<https://www.ieee.org/security-privacy.html>) Accessibility Statement (<https://www.ieee.org/accessibility-statement.html>) IEEE Nondiscrimination Policy (<https://www.ieee.org/nondiscrimination>) © 2021 IEEE – All rights reserved.

Use of this website signifies your agreement to the IEEE Terms and Conditions (http://www.ieee.org/site_terms_conditions.html)

A not-for-profit organization, IEEE is the world's largest technical professional organization dedicated to advancing technology for the benefit of humanity.



Certified True Copy

Registrar
Jagan Nath University Jaipur

Split and Merge Based Quantitative Approach to Select Filter Combination for Image Segmentation

Amit Goyal¹ and Mohit Srivastava²

¹Research Scholar, Department of ECE, Jagan Nath University, Jaipur, Rajasthan, India
²Professor, Department of ECE, Chandigarh Engineering College, Landran, Punjab, India

Abstract. With the advent of image analysis and computation in different domains, image segmentation has emerged as the most crucial step to achieve a compact segment-based description of image scene by decomposing it into meaningful segments of similar attributes. The pre-and-post filtering operation reduces the effect of noise from the segmented image. The Cameraman image is pre-filtered using Laplacian, Median and Min filter. The Split and Merge method for Region based image segmentation which guarantees to connected regions are now applied on the filtered image. The Median, Laplacian and Sobel filter is then used to post-filter the segmented image. The PSNR and MSE values are calculated to quantitative evaluation of segmented images. The quantitative evaluation of post-filtered segmented image shows that median filter produces most effective result with lowest MSE of 84.89 dB and highest PSNR of 5.72 dB.

1 Introduction

To analyze or interpret an image automatically, pre-processing is done which involves segmenting the image into different objects of interest e.g. separation of foreground from the background [6]. Image segmentation has firm its ground in many practical applications that involve a visual interpretation, namely in medical imaging, object detection (face detection, pedestrian detection, brake light detection etc. More accurate the segmentation, more successful is the recognition of objects in the image.

Basically, segmentation is the process of subdividing an image into its constituent regions or objects. Segmentation algorithms are based on either similarity or discontinuity of intensity/gray level values. A number of image segmentation algorithms with increased complexity have been developed over the years. All these algorithms work on the use of any of the three main criteria: the homogeneity within a segment, separation from adjacent segments and shape homogeneity. Typically, the segmentation algorithms can be grouped into three major categories on the basis of their segment formation properties, namely Threshold Based Segmentation [11, 22], Boundary based Segmentation [9, 16] and Region Based Segmentation [10]

1.1 Features of various segmentation techniques

Threshold based segmentation produces regions of uniformity within the given image based on some threshold criteria on the attributes of pixels [11]. These algorithms are computationally less expensive but causes noise, blurred edges or outlier [8] in the image. Contrary to this, the boundary based techniques rely on edges found in an image and tries to locate points of

discontinuities in images. This segmentation method is very sensitive to noise and hence post-processing is required. However, region based segmentation algorithms partition the entire image into sub regions depending on some homogeneity criteria [3, 14].


1.2 Region Split and Merge Technique

The region split and merge technique falls under region based segmentation and is combination of top-down and bottom-up approach [4]. In this image is first split into homogeneous regions on the basis of homogeneity criteria. The regions formed after first split will be individually checked for the homogeneity and any two adjacent homogeneous regions will be merged into one region. The merging of homogeneous connected regions is a combination of two phases: first is to find the pair of adjacent homogeneous regions and second is to choose a certain merging criterion [2, 4, 10]. The algorithm halts when no further merging is possible. This technique produces large number of region boundaries, other than the horizontal and vertical ones [13]. But the algorithm of this approach leads to increase in computational speed [10] with lesser complexities and hence improves segmentation quality [4]. It also guarantees connected regions [9] i.e. there are no gaps due to missing edge pixels. Due to the inherent advantages of region based segmentation technique, the performance of image segmentation is elaborated in this paper using split and merges technique.

2 Methodology Adopted

To apply pre and post filter techniques in order to segment the image using split and merge technique and evaluate the performance of algorithm, the system architecture being followed is explained with the help of flowchart as given in fig. 1.

¹ Corresponding author: amitgoyal0810@gmail.com



Certified True Copy

Principal
Jagan Nath University, Jaipur

15



All



ADVANCED SEARCH

Conferences > 2015 International Conference...

Object oriented based technique for software quality prediction through clustering and chi-square test

Publisher: IEEE

Cite This

PDF

Asif Ali ; Kavita Choudhary ; Ashwini Sharma All Authors

115 Full Text Views



Alerts

Manage Content Alerts

Add to Citation Alerts

More Like This

Detection of Wooded Hedgerows in High Resolution Satellite Images using an Object-Oriented Method IGARSS 2008 - 2008 IEEE International Geoscience and Remote Sensing Symposium Published: 2008

An Upper Intelligent Control System Using the Object Oriented Method 2006 SICE-ICASE International Joint Conference Published: 2006

Show More

Abstract



Download PDF

Document Sections

- 1. Introduction
- 2. Literature Survey
- 3. Proposed Work
- 4. Result Evaluation
- 5. Conclusion

Abstract:In this paper we present an efficient approach for software quality prediction. We accept object oriented modularity as the dataset. The data used for the experimentation... [View more](#)

Metadata

Abstract: In this paper we present an efficient approach for software quality prediction. We accept object oriented modularity as the dataset. The data used for the experimentation have class, object, inheritance and dynamic behavior. After that we categorized our framework for selecting the modularity from six different choices. The six different choices are 1-10, 11-20, 21-30, 31-40, 41-50 and > 50. Procedure for chi-square test is selected by the user. Were the deviations (differences between observed and expected) the result of chance, or were they due to other factors. How much deviation can occur before you, the investigator, must conclude that something other than chance is at work, causing the observed to differ from the expected? The chi-square test is always testing what scientists call the null hypothesis, which states that there is no significant difference between the expected and observed result. Then based on four different object oriented parameters that is class, object, inheritance and dynamic behavior we find chi square probability distribution that is p. Then we process the data that is P value for software quality estimation. For software quality estimation we apply F-measure (FM), Power (PO) and OddRatio (OR).

Authors

Figures

References

Keywords

Metrics

More Like This



Certified True Copy

Jagan Nath University, Jaipur

Published in: 2015 International Conference on Applied and Theoretical Computing and Communication Technology (ICATccT)

Date of Conference: 29-31 Oct. 2015 INSPEC Accession Number: 15937360

Date Added to IEEE Xplore: 21 April 2016 DOI: 10.1109/ICATCCT.2015.7456889

► ISBN Information:

Publisher: IEEE

Conference Location: Davangere, India

☰ Contents

1. Introduction

To discovering the product particularity is the greatest challenge in today's situation. There are a few examination introductions in this course. Notwithstanding the measure of exertion spent in the configuration and utilization of flaw expectation models, programming deficiency forecast research region still stances incredible difficulties. Lamentably, none of the strategies which are made in couple of years prior fulfills the relevance in the product business because of a few reasons including the absence of programming devices to robotize this expectation prepare, the unwillingness to gather the deficiency information, and the other down to earth issues [11]–[14]. The customary way which is utilized from the earliest using so as to star point is to gauge programming quality programming measurements and shortcoming information gathered from past framework discharges or comparative undertakings to develop a quality-expectation or quality-order model. At that point designers utilize this model to foresee the issue inclination of programming segments being developed. Past exploration [1] has demonstrated that product quality models in view of programming measurements can yield expectations with helpful exactness. Such models can be utilized to foresee the reaction variable that can either be the class of a segment or a quality element for a segment. The previous is typically alluded to as grouping models [2] while the last is generally alluded to as expectation models [3]. The center of this paper is on the previous, i.e., order models. Frequently, foreseeing the quantity of flaws is a bit much.

Authors



Figures



References



Keywords



Metrics



IEEE Personal Account

Purchase Details

Profile Information

Need Help?

Follow

CHANGE USERNAME/PASSWORD

PAYMENT OPTIONS

COMMUNICATIONS PREFERENCES

US & CANADA: +1 800 678 4333



VIEW PURCHASED DOCUMENTS

PROFESSION AND EDUCATION

WORLDWIDE: +1 732 981 0060

TECHNICAL INTERESTS

CONTACT & SUPPORT



Certified True Copy

Jagan Nath University, Jaipur



Authors: [Ankita Sharma](#), [Hema Banati](#) [Authors Info & Affiliations](#)

ICC '16: Proceedings of the International Conference on Internet of things and Cloud Computing • March 2016 • Article No.: 6 • Pages 1–7 • <https://doi.org/10.1145/2896387.2896391>

Published: 22 March 2016

4 ↗ 266

Get Access



ABSTRACT

Cloud has gained a wide acceptance across the globe. Despite wide acceptance and adoption of cloud computing, certain apprehensions and diffidence, related to safety and security of data still exists. The service provider needs to convince and demonstrate to the client, the confidentiality of data on the cloud. This can be broadly translated to issues related to the process of identifying, developing, maintaining and optimizing trust with clients regarding the services provided. Continuous demonstration, maintenance and optimization of trust of the agreed upon services affects the relationship with a client. The paper proposes a framework of integration of trust at the IAAS level in the cloud. It proposes a novel method of generation of trust index factor, considering the performance and the agility of the feedback received using fuzzy logic.

Feedback



Certified True Copy
Jagan Nath University, Jaipur

1. Berndt, P. & Andreas, M. Towards Sustainable laas Pricing. LNCS, Volume 8193, pp. 173--184. (2013)



ICC v

3. Srinivasan, S., Building Trust in Cloud: Challenges in Midst of Outages. Proceedings of Information Science & IT education conference, pp. 305--312 (2014.)

Show All References

Comments

DL Comment Policy

Comments should be relevant to the contents of this article, (sign in required).



0 Comments

Tweet Share

Sort by Newest v

Nothing in this discussion yet.



View Table Of Contents

About

Certified True Copy
Registrar
Jagan Nath University, Jaipur

Feedback



Authors: [Sonia Duggal](#), [M. K. Sharma](#) [Authors Info & Affiliations](#)

ICTCS '16: Proceedings of the Second International Conference on Information and Communication Technology for Competitive Strategies • March 2016 • Article No.: 22 • Pages 1–5 • <https://doi.org/10.1145/2905055.2905080>

Published: 04 March 2016

1 48

Get Access



ABSTRACT

Cloud computing framework makes us convenient to offer e-learning services in the remotest areas of India. By using cloud based E-Learning model, we can reap multiple benefits in schools, colleges or universities in India.

This paper proposes a Conceptual Model to offer e-learning services using cloud computing platform.



Certified True Copy


Jagan Nath University, Jaipur

References

Feedback

2. El-Bakry, H. M., & Mastorakis, N. (2009). Activation of informal learning with e-learning technology. In S. C. Misra, R. Revetria, L. M. Sztandera, M. Iliescu, A. Zaharim & H. Parsiani (Eds.), Proceedings of the 8th WSEAS International Conference on Education and Education Technology (pp. 245--247).


ICTCS ▼

3. Hauger, D., & Kock, M. (2007). State of the art of adaptivity in e-learning platforms. In A. Hinneburg (Ed.), LWA 2007: Lernen - Wissen -- Adaption, Halle, Workshop Proceedings (pp. 355--360). Halle, Germany: Martin-Luther-University HalleWittenberg. 

Show All References

Index Terms (auto-classified)

Proposed Frame Work of e-Learning Services Through Cloud



Comments



Certified True Copy
Res. Officer
Jagan Nath University, Jaipur

Feedback

analysis



Authors: [Anupriya Jain](#), [M. K. Sharma](#) [Authors Info & Affiliations](#)

ICTCS '16: Proceedings of the Second International Conference on Information and Communication Technology for Competitive Strategies • March 2016 • Article No.: 19 • Pages 1–7 • <https://doi.org/10.1145/2905055.2905077>

Published: 04 March 2016

2 43

Get Access



ABSTRACT

Fast and Appropriate Social Network Analysis (SNA) tools, techniques, are required to collect and classify opinion scores on social network sites, as a grouping on wrong opinion may create problems for a society or country. Social Network Analysis (SNA) is popular means for researcher as the number of users and groups increasing day by day on that social sites, and a large group may influence other. In this paper, we recommend hybrid model of opinion recommendation systems, for single user and for collective community respectively, formed on social liking and influence network theory. By collecting the data of user social networks and preferences like, we

Feedback



Certified True Copy
Jagan Nath University, Jaipur

The significance of paper to analyze the suitability of ANN and Fuzzy sets method in a hybrid manner for social sites classifications, First, we intend to use Artificial Neural Network(ANN)






ICTCS ▼

fuzzy approach as a way to overcome the uncertainty that is always present in social media analysis.

We give a brief overview of the main ideas and recent results of social networks analysis, and we point to relationships between the two social network analysis and classification approaches.

This research suggests a hybrid classification model build on fuzzy and artificial neural network (HFANN). Information Gain and three popular social sites are used to collect information depicting features that are then used to train and test the proposed methods. This neoteric approach combines the advantages of ANN and Fuzzy sets in classification accuracy with utilizing social data and knowledge base available in the hate lexicons

References

1. Meishan, H., Aixin, S., Ee-Peng, L. 2008. Comments- Oriented Document Summarization: Understanding Documents with Readers' Feedback. SIGIR'08, 291--298.  
2. Personalization: Collaborative Filtering vs. Prediction Based on Benefit Theory. Available: <http://myshoppal.typepad.com/blog/2007/11/personalization.html>. 
3. Andriy. S, Jonathan. G, Bamshad. M., Robin. B. 2008. Personalized recommendation in social tagging systems using hierarchical clustering. In Proceedings of the 2008 ACM conference on Recommender systems, 259--266.  

Show All References

Index Terms (auto-classified)

Feedback



Certified True Copy
 Recd. by
 Jagan Nath University, Jaipur

19

2016

19

https://www.researchgate.net/publication/303758040_Predictions_and_Recommendations_for... 60%

Search for researchers, publications, and more

Research Interest 54
 Citations 1
 Recommendations 0
 Reads 244

Predictions and Recommendations for the Higher Education Institutions from Facebook Social Networks

April 2016

Mamta Meher · Meenu Dave · Manu Chhaga

Overview Stats Comments Citations (1) References (22) Related research (10)

Download

Adv

Manuscripts

Published with SCOPUS

Increase your chances of journal acceptance

ManuscriptCentral

Sign up

Abstract and figures

We are living in the age of Higher Education (HE) 2.0, where the fastest growing social networking sites (SNS) in Facebook. It's been widely recognized as a platform for communications and collaborations. The students and Higher Education Professionals (HEP) which includes faculty members, administrators, management etc. use to share their available resources. It's been verified that students are far more ahead in using communication techniques as compared to the Higher Education Institutions (HEI) Professionals. In our research work, we analyze the social network graphs which are Facebook pages or groups having members like HEP students, etc. related to Higher Education in India. We discuss that in social networks, members are less, but online posts and messages are high in number. Students active participations or interactions in the social networks can be done by Social Network Analysis (SNA) approaches. In our study, we explore the techniques for the SNA to detect the activity patterns in the Online Social Media Networks (OSMNs). These are predicted by the interactions and the content exchanged among the users, students and professionals of HE in the social graph. In our previous research work, we used Network Analysis Software Applications (NUSA) tools able to discover important relationships among the core, peripheral and defined members in the network. By these NUSA applications, we can visualize, generate and summarize the focus topics or the words by the active members of the network, which gives us a jigsaw of the topic under discussion. We explored the mining algorithms provided by the NUSA tools like Graph, NodeXL, LinkAnalyzer and Workflow Analyzer. This helped us in assessing their pros & cons.

Recommended this work

Follow Calligrapher

Share Share it a message

GANNATH UNIVERSITY
JAIPUR

Certified True Copy

Calligrapher
Jagan Mohan University, Jaipur

20

16

A Job Shop Scheduling Algorithms-A Shift from Traditional Techniques to Non-Traditional Techniques

Proceedings of the 10th INDIACOM, INDIACOM-2016, IEEE Conference ID: 37466
2016 3rd International Conference on "Computing for Sustainable Global Development", 16th - 18th March, 2016
Bharati Vidyapeeth's Institute of Computer Applications and Management (BVC/CAM), New Delhi (INDIA)

Job Shop Scheduling Algorithms- A Shift from Traditional Techniques to Non-Traditional Techniques

Meenu Dave
Department of Computer Science,
Jagannath University Jaipur, INDIA
Email ID: meenu.s.dave@gmail.com

Kirti Choudhary
Department of Computer Science,
Jagannath University Jaipur, INDIA
Email ID: kirtibest@gmail.com

Abstract. The success of planning and operations phase essentially lies in efficient scheduling, and searching for the best scheduling algorithm in accordance with the problem in hand, is still a difficult task. Numerous job shop scheduling algorithms have been proposed and implemented, and each has its pros and cons. This review paper discusses the development of traditional and non-traditional Job Shop Scheduling Problem and also advancements in the development of methods to be used in solving the problem. It also classifies the JSSP, on the basis of the complexity of the solution. The survey provides an insight on the research carried out in this field.

Keywords: Job Shop Scheduling Problems; Non-Traditional Techniques; Scheduling; Traditional Techniques.

1. INTRODUCTION

A procedural plan or layout, meant for achieving a goal/objective and which aids in measuring the work process, is termed as schedule, if the plan is associated with a list of proposed operations/events and their respective sequence. Scheduling is an elementary concern in the operation of any manufacturing systems and planning process. It is responsible for taking care of the assignment of resources for several tasks in given period of time, and its objective is to optimize other measures. Depending on the problem being solved, resources

improvement in productivity, along with enhanced adaptability. Keeping up with such demands, there is a strong need for scheduling methods which encompass the specified demands in their design and which could be effectively implemented with the modern manufacturing systems.

Section II of this research paper provides some essential facts and objective of scheduling, whereas section III deals with Job Shop Scheduling Problem. Section IV is dedicated to literature survey and section V discusses the traditional and non-traditional techniques for solving the aforesaid problem.

II. SCHEDULING

A. Scheduling: Essential Facts

Allocation of operations on machines (commonly known as scheduling) by the automated system (in an optimized form and within a defined period) is highly required in several industries, especially the manufacturing units.

Schedules [4] are broadly classified into two branches, the feasible schedules and the unfeasible schedules. The feasible schedules are those which are compatible with all of the pre-defined constraints (based on time and technique used) and unfeasible schedules are those that disobey some or all deadlines and the mentioned constraints.

Other aspect of scheduling [5] is the single and dynamic nature. It

RELATED PAPERS

A Comparative Study of a Class of Nature Inspired Algorithms
By Shubhna Goyal and Shweta Singhal

MULTI-OBJECTIVE PARTICLE SWARM OPTIMIZATION FOR FLEXI...
By IJAEI/E Publication

Non-traditional optimization techniques of scheduling in FMS: A Review
By Editor IJAEI

FMS scheduling using AGVs by soft computing techniques: A Review
By Editor IJAEI

A research survey: review of flexible job shop scheduling techniques
By Abid Khan and Irfan Ali Chaudhary



Certified True Copy

Registrar
Jagannath University, Jaipur

Analysis of Big Data for Data-intensive Applications

Dr. Meenu Dave
Computer Science Department
Jagan Nath University
Jaipur, Rajasthan, India.
meenu.s.dave@gmail.com

Hemant Kumar Gianey
Computer Science Department
Jagan Nath University
Jaipur, Rajasthan, India.
hgianey@gmail.com

Abstract—In the recent decade big data has attracted attention from decision and policy makers in enterprises and governments, market analysts, and data scientists. The growth of information in the current decade has exceeded the Moore's law, and the vast amount of data is increasing the pain towards managing and analyzing. However, this high amount of data has a great potential and extremely useful information is hidden in it. Data-intensive scientific discovery helps to identify big data problems. The big data problems are found in various areas and sectors such as economic activities to provide effective public administration, national security, and scientific research. Several progressions in various fields were made possible because of big data and there is no doubt that the future challenges in business enhancements will converge to explore big data. Few difficulties that arise in big data are data visualisation, data storage, data analysis, and data capture. The aim of our paper is to give a clear idea about big data and its data-intensive applications. We have also covered several schemes to handle quantum computing, bio-inspired computing, cloud computing, and granular computing.

Keywords—Hadoop; Big Data problems; Apache Mahout; Skytree server.

I. INTRODUCTION

The current research frontiers are more focussed towards big data. Big data is listed in both "Top 10 Strategic Technology Trends For 2013" and "Top 10 Critical Tech Trends for the Next Five Years." This proves that fields like public administration, scientific research, and business will be revolutionised by big data. In [1], the authors categorised the conception of big data using volume, velocity, and variety. Later people started giving new 'V's based on their distinct requirements. So, big data has started being characterised from 3Vs to 4Vs. The fourth 'V' was given different values according to the requirements such as value, virtual, or variability. The traditional data processing platforms or the classical data processing approaches struggle to mine huge diverse data sets. Due to big data's large volume, large variety, and high velocity, new processing techniques are required to enable the decision making technique.

Data from telescopes, scientific experiments, sensor networks, and high throughput instruments are largely

diversified data. Fig. 1 shows the rate at which data storage requirement and computational capacity has increased [2]. Efficient results cannot be obtained if off-the-shelf technologies and techniques are used to analyse big data. The hurdles start from data capture and data curation to data analysis and data visualization. Knowledge engineering would be made possible only when the previous data can be analysed to predict the future. This is where big data benefits from its diversified usage in multiple fields.

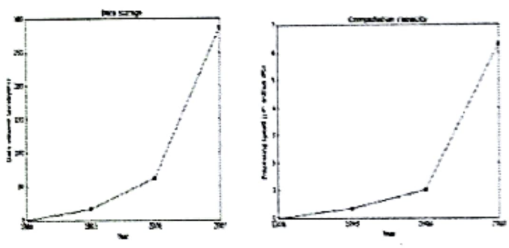


Fig. 1. Data Deluge.

Traditional management and business practices, and research strategies have been changed after the beginning of big data. The tools required to handle the big data problems are researched in the data-intensive computing field. The three scientific paradigm such as empirical science, theoretical science, and computational science are being added with a fourth paradigm known as data-intensive science [3].

Organization of paper: Section 2 introduces the big data problems. Opportunities and challenges in big data are studied in section 3. Data-intensive tools that are used in big data are described in section 4, and the seven principles for designing big data systems is covered in section 5. Section 6 discusses big data and its future works, and section 7 concludes the paper.

II. PROBLEMS IN BIG DATA

We are in the era of data-intensive computing where fields such as scientific research to social security, and global economy to public administration involves big data. United States health care, retail of the United States, European Union's public sector administration, personal



Certified True Copy
Jagan Nath University, Jaipur

Bharat's

CONSUMER PROTECTION *Law & Practice*

A Commentary on the Consumer Protection Act, 1986
alongwith Central Rules & Regulations
and State Rules

Certified True Copy

Registrar
Jagan Nath University, Jaipur



REPRINTED
2016

Director, Jaipur

Bharat

Message us

<https://wa.me/918377>

Consumer Protection (Law & Practice) 7Th Edition by Dr V K Agarwal, Bharat Law House

Pvt Ltd

Books from same Author: [Dr V K Agarwal \(/Author-Dr-V-K-Agarwal\)](#)

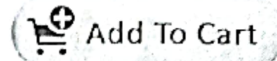
Books from same Publisher: [Bharat Law House Pvt Ltd \(/Publisher-Bharat-Law-House-Pvt-Ltd\)](#)

Related Category: [Author List \(/AuthorList?cid=10066\)](#) / [Publisher List \(/PublisherList?cid=10066\)](#)

Price: ₹ 1495.00/- [15.00% off]

Seller Price: ₹ 1271.00

- +

 Add To Cart

Sold By: MeriPustak [Click for Bulk Order \(https://www.meripustak.com/bulkorder\)](https://www.meripustak.com/bulkorder)

Free Shipping (for orders above ₹ 499) *T&C apply (/shippingoption).

In Stock

Free Shipping Available

Estimated Delivery Time : 08-Sep-2021

Delivery Date may vary due to lockdown

[Click for International Orders \(https://www.meripustak.com/OrderFromOtherCountry\)](https://www.meripustak.com/OrderFromOtherCountry)

We deliver across all postal codes in India

MeriPustak's books are 100 % New & Original copy

| General Information | |
|---------------------|--------------------------|
| Author(s) | Dr V K Agarwal |
| Publisher | Bharat Law House Pvt Ltd |
| Edition | 7 |
| ISBN | 9788177372519 |
| Pages | 1336 |
| Language | English |
| Publish Year | April 2016 |



DESCRIPTION

Bharat Law House Pvt Ltd Consumer Protection (Law & Practice) 7Th Edition by Dr V K Agarwal

PART 1

Introduction

PART 2

Commentary on the Consumer Protection Act, 1986

Certified True Copy [Message us \(https://wa.me/918377777777\)](https://wa.me/918377777777)

Registrar
Jagan Nath University, Jaipur

GetButton (htt



23

Search WorldCat

Advanced Search Find a Library

[Cite/Export](#) [Print](#) [E-mail](#) [Share](#) [Permalink](#)

[Add to list](#) [Add tags](#) [Write a review](#) Rate this item: 1 2 3 4 5



Crimr and criminal justice in Asia

Author: [G S Rajpurohit](#)
 Publisher: New Delhi, India : Random Publications, 2016.
 Edition/Format: Print book : English
 Rating: (not yet rated) [0 with reviews - Be the first.](#)
 Subjects: [Crime|zAsia.](#)
[650 0 Criminal justice.](#) [Administration of|zAsia.](#)
 More like this [Similar Items](#)

Get a Copy

- [Find a copy in the library.](#)
- [AbeBooks](#) \$38.22
- [Amazon](#) \$56.84

Find a copy in the library

Enter your location:
 Submit a complete postal address for best results.

Displaying libraries 1-1 out of 1 (302033) [Show libraries holding just this edition](#)

| Library | Held formats | Distance | |
|--|--|----------------------|--|
| 1. University of Zululand Library. UNIZULU KwaDlangezwa, 3886 South Africa | <input checked="" type="checkbox"/> Book | 4800 miles MAP IT | Library info Add to favorites |

Details

Document Type: Book
 All Authors / Contributors: [G S Rajpurohit](#)
 Find more information about: [G S Rajpurohit](#)
 ISBN: 9789351119111 9351119114
 OCLC Number: 1039077099
 Description: 280 pages
 Responsibility: Dr G.S. Rajpurohit.



Reviews

User-contributed reviews

[Add a review](#) and share your thoughts with other readers. [Be the first.](#)

Certified True Copy
Registrar
Jagan Nath University, Jaipur

Tags

24



Search WorldCat

Search

[Advanced Search](#) [Find a Library](#)

[Cite/Export](#) [Print](#) [E-mail](#) [Share](#) [Permalink](#)

[Add to list](#) [Add tags](#) [Write a review](#) Rate this item: 1 2 3 4 5



Criminology : principles and concepts

Author: [G S Rajpurohit](#)
Publisher: New Delhi : Random Publications, 2016.
Edition/Format: Print book : English
Rating: (not yet rated) [0 with reviews - Be the first.](#)
Subjects: [Criminology.](#)
[Corporate crime.](#)
[Theories of crime.](#)

Get a Copy

[Find a copy in the library](#)

[AbeBooks](#) \$17.27

[Amazon](#) \$54.89

More like this - [Similar Items](#)

Find a copy in the library

Enter your location: [Find libraries](#)

Submit a complete postal address for best results.

Displaying libraries 1-1 out of 1 (302033)

Show libraries holding [just this edition](#)

| Library | Held formats | Distance | |
|---|--|----------------------|--|
| 1. University of Zululand Library UNIZULU KwaDlangezwa, 3886 South Africa | <input checked="" type="checkbox"/> Book | 4800 miles MAP IT | Library info Add to favorites |

Details

Document Type: Book
All Authors / Contributors: [G S Rajpurohit](#)
ISBN: 9789351119074 9351119076
OCLC Number: 1029603624
Description: 300 pages
Responsibility: Dr G.S. Rajpurohit.

Find more information about: [Go](#)



Reviews

User-contributed reviews

[Add a review](#) and share your thoughts with other readers. [Be the first](#)

Certified True Copy

Registrar
Jagan Nath University, Jaipur

Tags